

Urgent

No. UD-C(10)1/2014-Smart city  
Government of Himachal Pradesh,  
Department of Urban Development.  
\*\*\*\*\*

From

The Addl. Chief Secretary (UD) to the,  
Government of Himachal Pradesh.

To

Shri M. Prasad,  
Secretary, Government of India,  
Ministry of Urban Development,  
Nirman Bhawan, New Delhi

Dated: Shimla -2 the

30/7/2015

Subject: - Regarding proposal for consideration of city under Smart City Mission.  
Sir,

I am to refer to your D.O. letter No. K-15016/10/SC-2015(PT-II) dated 26/6/2015 on the subject cited above and to enclose herewith the proposal on the format duly filled in as per the guidelines of the Smart Cities Mission for your kind consideration and approval.

Yours faithfully,

*Manisha Nanda*

(Manisha Nanda)

Addl. Chief Secretary (UD) to the,  
Government of Himachal Pradesh  
Phone No. 2621195

**FORM 1****(To be sent by State to MoUD)**

Name of State: HIMACHAL PRADESH

Number of cities allotted: ONE(01)

**Part 1: List of cities shortlisted by each State**

S. No	Name of city	Population of city (Census- 2011)	Conditions precedent Satisfied			
			1	2	3	4
			Y/N	Y/N	Y/N	Y/N
1.	DHARAMSHALA	22580	Y	N	Y	Y

**Part 2: Details of score obtained by each shortlisted city\***

Name of Shortlisted City:

S.No.	Criteria	Total Score	Score obtained
1	Increase over Census 2011 or Swachh Bharat baseline on number of household sanitary latrines (whichever is less)	10	5
2	Making operable Online Grievance Redressal System with response being sent back to complainant	5	5
3	At-least first monthly e-newsletter published	5	5
4	Electronically place project-wise municipal budget expenditure information for the last two financial years on the website	5	5
5	Levy of compensatory penalty for delays in service delivery	5	-
6	Collection of internally generated revenue (e.g. taxes , fees, charges)during the last three FYs(2012-15)	10	10

7	Payment of salaries by ULB up-to last month	5	5
8	Audit of accounts for FY 12-13	5	5
9	Percentage contribution of tax revenue, fees and user charges, rents and other internal revenue sources	10	7.5
10	Percentage of establishment and maintenance cost of water supply	10	10
11	Percentage contribution of internal revenue sources (self-generated) used for capital works during FY 2014-15	10	10
12	Percentage of City-level JnNURM Reforms achieved	10	10
13	Percentage of completion of Projects sanctioned upto March, 2012 under JnNURM	10	10
<b>Total</b>		100	87.5

\*This form needs to be filled for each shortlisted city.

### Part 3: Undertaking from the State Government

I hereby confirm that the State of (Name) Himachal Pradesh fully commits the development of the city (Name) Dharamshala as a Smart City.

### Part 4: Order of constitution of Inter-departmental Task Force

A Government order for constituting an Inter-departmental Task Force consisting of parastatal bodies ULB, UDA to make the city Smart is attached.

I hereby confirm that I have verified the information and it is true and correct. Name of the City has been approved by HPSC in its meeting held on 29/07/2015.

*M Nandg*

Addl. Chief Secretary (UD)  
Government of Himachal Pradesh

FORM 2 – Score Card  
(To be sent by ULBs to State)

Name of ULB: Dharamshala, District Kangra

Name of State: Himachal Pradesh

**EXISTING SERVICE LEVEL**

**Part 1: Increase in sanitary latrines built under Swachh Bharat Mission**

	Achievement >10% 10 Marks	Achievement between 7.5 to 10% 7.5 Marks	Achievement between 5 to 7.5% 5 Marks	Achievement between < 5% 0 Marks
Percentage of increase over 2011 census or Swachh Bharat Baseline on No of household sanitary latrines (whichever is less)			As per 2011 census 617 household did not had latrines. 110 in sanitary latrines have be constructed in House hold 31/03/2015	

**Part 2: Operable Online Grievance Redressal System**

	Yes ( 5 points) 5 Points	No ( 0 Points)
Making operable online grievance redressal system With response being sent to complainant	Scanned copy of the same attached	

**Part 3: Monthly e-News Letter**

	Yes ( 5 points) 5 Points	No ( 0 Points)
At- Least first monthly e-Newsletter published	1 <sup>st</sup> Newsletter Published on 1 <sup>st</sup> July 2015	

  
**Executive Officer  
Municipal Council  
Dharamshala**

**Part 4:** Electronically enabled project wise municipal budget expenditure information's

Electronically enabled project wise municipal budget expenditure information's for last two financial years	Yes ( 5 points)	No ( 0 Points )
	<b>5 Points</b> Yes scanned copies of budget uploaded on Councils Website	

**Part 5:** Resolution of elected city council

A copy of resolution no **14 unanimously resolved in the finance subcommittee meeting held** on dated **23/06/2015** (English/ Hindi / Other version) scan copy of same attached.

**Part 6:** Table with dates, specific agenda no of people in attendance in ward consultation held with residents of city.

S. No.	Date	Agenda	Ward no	No of People Attended
1	06.07.2015	Workshop on e-Governance and Digital India for Smart City Development	Ward - 10	50
2	11.06.2015	Presentation on Smart Cities to ward member	Ward - 7	20
3	22.05.2015	Smart Cities Concept	Ward - 5	25
4	18.04.2015	Regarding concept clarification of Smart City	Ward - 11	20


**INSTITUTIONAL SYSTEMS AND CAPACITIES**

**Part 7:** Levy of compensatory penalty for delays in service delivery

Started to Levy of compensatory penalty for delays in service delivery	Yes ( 5 points)	No ( 0 Points )
		No

**Part 8:** Collection of internally generated revenue (e.g. Taxes, fees, charges) during last 3 FYS (2012-2015)

	YEAR			Yes ( 10 points)	No ( 0 Points )
	2012-13	2013-14	2014-15		
Increasing trend	2,31,96,827/-	4,04,48,071/-	2,74,22,447/-	<b>10 Points</b>	

  
**Executive Officer**  
**Municipal Council**  
**Dharamshala**

(Actuals in 2014-15) in 2014-15)

**Part 12: Percentage of establishments and maintenance cost of water supply**

	>80% maintenance coming from user charges	Between 60% to 80% maintenance coming from user charges	Between 40% to 60% maintenance coming from user charges	<40% maintenance coming from user charges
	10 Marks	7.5 Marks	5 Marks	0 Marks
Percentage of O&M Costs met through user charges collection for supply of water during last FY	<b>10 Marks</b> <i>Total O&amp;M charges = 70 Lacs</i> <i>Total Revenue from User Charges = 69.91 Lacs</i>			


**PAST TRACK RECORD AND REFORMS**

**Part 13: Percentage contribution of Internal Revenue Sources (Self Generated) used for capital works during FY 2014 - 15**

	>20% contribution for Capital Works	Between 10% to 20% contribution for Capital Works	Between 5% to 10% contribution for Capital Works	<5% contribution for Capital Works
	10 Marks	7.5 Marks	5 Marks	0 Marks
Percentage contribution of internal revenue sources (Self Generated) used for capital works during FY 2014 - 15	<b>10 Marks</b> <i>More than 20% contributed for capital works including Parking spaces, shopping complexes</i>			

**Part 14: City - Level JaNURM reforms**

100% of the reforms	90% of the reforms	80% of the reforms	<80% of the reforms
---------------------	--------------------	--------------------	---------------------

  
**Executive Officer**  
**Municipal Council**  
**Dharamshala**

of total collection of internally generated revenue ( e.g. taxes, fees, charges ) during last 3 FYS (2012-2015)			Increase in the collection of taxes and fees.
-----------------------------------------------------------------------------------------------------------------	--	--	-----------------------------------------------

**SELF-FINANCING**

**Part - 9: Payment of Salaries**


	Yes ( 5 points)	No ( 0 Points )
Payment of salaries by ULB's up to last month	<b>5 Points</b> Rs 22.60 Lakhs disbursed for the month of June 2015	

**Part 10: Audit of Accounts**

	Yes ( 5 points)	No ( 0 Points )
Audit of Accounts up to financial year 12- 13	<b>5 points</b> Yes Account s Audited up to March 2014	

**Part 11: Percentage contribution of tax revenues, fees and user charges, rents and other internal revenue sources**

	>50% contribution from ULB's budget	Between 35% to 50% contribution from ULB budget	Between 20 % to 35% contribution from ULB budget	<20% contribution from ULB's budget
Percentage contribution of tax revenues, fees and user charges, rents and other internal revenue sources to the ULB Budgeted receipts	10 Marks	7.5 Marks <b>7.5 marks</b>	5 Marks	0 Marks
		44% contribution of tax revenues, fees and user charges, rents and other internal revenue sources to the ULB Budgeted receipts (actuals)		

  
**Executive Officer**  
**Municipal Council**  
**Dharamshala**

	achieved 10 Marks	achieved 7.5 Marks	achieved 5 Marks	achieved 0 Marks
Percentage of City Level JnNURM reforms achieved	10 Marks 100% City - Level JnNURM reforms achieved (copy of supporting document attached)			


\*As per cycle V records 31/3/2014

Part 15: Completion of projects sanctioned up to march 2012 under JnNURM

	100% of the reforms achieved 10 Marks	90% of the reforms achieved 7.5 Marks	80% of the reforms achieved 5 Marks	<80% of the reforms achieved 0 Marks
Percentage JnNURM projects ** completed which were sanctioned during the original mission period upto ( March 2012)	10 Marks 100% work completed. Copy of completion certificate attached.			

\*\* As per the completion certificate received from state 31.3.2014

I hereby confirm that I have verified the information presented in this form, which is true and correct to the best of my knowledge.

  
 Executive Officer,  
 Dharamshala  
**Executive Officer**  
**Municipal Council**  
**Dharamshala**



कार्यालय नगरपरिषद धर्मशाला जिला कांगडा हिमाचल प्रदेश

नकल प्रस्ताव संख्या.....14.....दिनांक 23.06.2015

धर्मशाला शहर को स्मार्ट सिटी बनाने बारे चर्चा।


नगरपरिषद धर्मशाला माननीय मुख्यमंत्री हिमाचल प्रदेश व शहरी विकास मंत्री जी का हार्दिक धन्यवाद करती है कि धर्मशाला को स्मार्ट सिटी बनाने का गौरव प्राप्त हुआ है। धर्मशाला न केवल एक सुन्दर व प्रगतिशील शहर है बल्कि पर्यटन की दृष्टि से भी गौरवान्वित है। धर्मशाला शहर महामहिम दलाईलागा जी का निवास स्थान है व विश्व प्रसिद्ध क्रिकेट स्टेडियम भी धर्मशाला में ही स्थित है जिसकारण धर्मशाला का नाम विश्व मानचित्र पर अंकित है। नगरपरिषद प्रगति के पथ पर निरन्तर अग्रशील है व सरकार के दिशानिर्देश व सहयोग में विभिन्न योजनाओं को कार्यान्वित करने में प्रगतिशील है। स्मार्ट सिटी वाले शहरों में सम्मिलित होकर धर्मशाला शहर न केवल हिमाचल प्रदेश बल्कि देश के लिए एक गौरव का विषय होना सम्भावित है। इसके लिए नगरपरिषद पूरे शहर की ओर से केन्द्र सरकार व राज्य सरकार का हार्दिक धन्यवाद करती है व इस कार्य को सक्षम बनाने में अपने सहयोग का आश्वासन देती है।

हस्ताक्षरित

प्रधान

नगरपरिषद धर्मशाला।

प्रमाणित प्रतिलिपि

  
कार्यालयी अधिकारी,  
नगरपरिषद धर्मशाला।